


Reading, reading!



Overview

- How we teach reading
- Reading with your child
- The importance of comprehension
- How you can help, effectively!



Teaching Reading

Word Reading

- Read the words on the page
- Use phonics and blending through a word e.g. *sh-ee-p*, *t-e-l-e-v-i-sion*
- Tricky words e.g. *said*, *who*, *are*

Comprehension

Understanding the text

- Vocabulary
- Retrieval from the text
- Prediction
- Sequencing
- Summarising
- Inference – using clues

Word Reading

A *phoneme* is the smallest unit of sound in a word.

c-u-p

c-a-t

d-o-g



Digraph

Two letters, which make one sound

A consonant digraph contains two consonants

sh ck th ll

A vowel digraph contains at least one vowel

ai ee ar oy



Trigraph

Three letters, which make one sound

igh air



Split digraph

A digraph in which the two letters are not adjacent (e.g. make).



Blending

Recognising the letter sounds in a written word, for example **c-u-p**, and merging or synthesising them in the order in which they are written to pronounce the word 'cup'.



Sound Buttons for reading

- Underlining diagraphs/trigraphs
- Dots for single phonemes

ch ai n .



Unusual Words







- Not all words are phonetically regular
- We teach children to recognise these high frequency words without sounding them out
- If it is irregular and your child doesn't know it tell them what it is and try to think of a way to remember it for next time




Read anything and everything!



Recipe
Cereal packet
Road sign
Shampoo bottle
Invitation
Christmas card
Menu





Early Readers

Pause
Prompt
Praise




Comprehension

- Developing their understanding
- Questioning
- Discussion



Question hand



Who is in the story?

Where did the story take place?

Why did?

How did the story end?



Happy Reading!

Show enthusiasm for reading together.

Discuss the story/text to develop comprehension. Focus on vocabulary.

Ensure it is a positive experience for your child.

Read a **range** of books together.



Support your child to blend words and recognise tricky words independently.

PPP! Pause, prompt and praise

